



## WORKBENCHES VBB



141B0000

The heavy steel construction of the frame combined with our heavy worktops offers numerous ways to customize the work bench. Work benches can be fitted with 1, 2, or 3 ball bearing drawer sections above each other. Drawers can be fitted anywhere along the front of the worktop. For the craftsman who demands the optimal stationary work station the work top can be combined with drawer or cupboard sections. The legs of the work benches are prepared for floor bolting. Workbench capacity is 900 kg. Contact Blika regarding ESD safety workbenches.

### Workbenches

With bed and 48 mm, beech layered worktop.

Outside measure in mm

Item no.	Type:	H:	W:	D:
141G0000	VBB-110	880/925	1000	767
141A0000	VBB-115	880/925	1500	767
141B0000	VBB-120	880/925	2000	767
141C0000	VBB-125	880/925	2500	767
141D0000	VBB-130	880/925	3000	767
141A0092	VBB-120 with adjustable legs	735/820-1025/1775	2000	767



141B0010

### Complete Workbenches

With shelf, drawer and 48 mm, beech layered worktop.

Outside measure in mm

Item no.	Type:	H:	W:	D:
141G0010	VBB-110 complete	880/925	1000	767
141A0010	VBB-115 complete	880/925	1500	767
141B0010	VBB-120 complete	880/925	2000	767
141C0010	VBB-125 complete	880/925	2500	767
141D0010	VBB-130 complete	880/925	3000	767



141C0030

## Workbenches incl. drawer cabinet

With shelf, drawer cabinet SS-1.5A (can be mounted right or left) and 48 mm beech layered worktop.

Item no.	Type:	Outside measure in mm		
		H:	W:	D:
141A0030	VBB-115 - SS-1.5A	880/925	1500	767
141B0030	VBB-120 - SS-1.5A	880/925	2000	767
141C0030	VBB-125 - SS-1.5A	880/925	2500	767
141D0030	VBB-130 - SS-1.5A, excl. shelf - incl. bed	880/925	3000	767



## Drawers

Item no.	Type:	Inside/outside measure in mm		
		H:	W:	D:
<b>139A0000</b>	Single Drawer with steel ball slides and cylinder lock	98/145	433/465	480/505
<b>139A0001</b>	High single drawer with steel ball slides and cylinder lock	245/290	433/465	500/503
<b>139B0000</b>	Double drawer with steel ball slides and central lock	98/294	433/465	480/503
<b>141T0030</b>	Insert Tray for single and double drawer	/47	/446	/202
<b>139A0003</b>	PreWo single drawer	98/180	433/465	480/520



## Drawer section

With full extension, steel ball slides and cylinder lock.

Item no.	Type:	Inside measure in mm			Outside measure in mm		
		H:	W:	D:	H:	W:	D:
<b>141E0001</b>	SS-1.1 (1 drawer height: 193 mm)	100	450	450	240	540	595
<b>141E0002</b>	SS-1.2 (2 drawer height: 62 and 128 mm)	49/100	450	450	240	540	595
<b>141E0003</b>	SS-1.3 (3 drawer height: 62 mm)	49	450	450	240	540	595



## Shelves

Item no.	Type:	Outside measure in mm		
		H:	W:	D:
<b>141F0005</b>	Shelf for VBB-1.10	30	900	302
<b>141F0000</b>	Shelf for VBB-1.15	30	1200	302
<b>141F0001</b>	Shelf for VBB-1.20	30	1700	302
<b>141F0002</b>	Shelf for VBB-1.25	30	2200	302
<b>141F0030</b>	Shelf for VBB-1.30, set af 2 pcs.	30	2600	302
<b>141F0107</b>	PreWo backplate 2000 mm	23	2000	288
<b>141F0108</b>	PreWo shelve 1500 mm	23	1500	288



## Height adjustment

Item no.	Type:
<b>141F0003</b>	From 0-100 mm in 20 mm leaps, set of 2 pcs.
<b>141F0003-3</b>	From 0-100 mm in 20 mm leaps, set of 3 pcs. (for VBB-1.30)
<b>402A0106</b>	Adjusting screws (4 pcs. per table)






## Cover plate

1,5 mm galvanized steel for worktops.

Item no. Type:

<b>141T0010</b>	VBB-1.15
<b>141T0011</b>	VBB-1.20
<b>141T0012</b>	VBB-1.25 (delivered without steel edges)




## Cover plate

Cover plate in stainless steel with welded corners for worktops.

Item no. Type:

<b>141T0310-193</b>	VBB-1.15
<b>141T0311-193</b>	VBB-1.20
<b>141T0312-193</b>	VBB-1.25 (delivered without steel edges)



## Jaw vice

Item no. Type:

<b>013J9200</b>	4" Record vice with movable jaws
-----------------	----------------------------------



## Set of legs for Workbenches

with console for wheels, 2 fixed and 2 swivel castors with brakes. Ø 160 mm.

Item no. Type:


<b>141F0016</b>	Leg set for 1,0 to 2,5 m work bench with console for wheels	H:	839
<b>141F0016-3</b>	Leg set to 3,0 m workbench with console for wheels	H:	839



## Tool panels for Workbenches

Hole 10 x 10 mm, center distance 34 mm.


Item no.	Type:	Outside measure in mm		
		H:	W:	D:
<b>141F0004</b>	For 1,5 m workbench or 2 pcs. for 3,0 m workbench	474	1460	16
<b>141F0026</b>	For 1,5 m workbench or 2 pcs. for 3,0 m workbench	940	1460	16
<b>141F0012</b>	For 2,0 m workbench	474	1960	16
<b>141F0043</b>	For 2,0 m workbench	940	1960	16
<b>141F0031</b>	For 2,5 m workbench, 2 pcs. per table	474	1230	16
<b>141F0044</b>	For 2,5 m workbench, 2 pcs. per table	940	1230	16



## PreWo tool panels for Workbenches

Hole 10 x 10 mm, center distance 20 mm.

Item no.	Type:	Outside measure in mm		
		H:	W:	D:
<b>141F1004</b>	For 1,5 m workbench or 2 pcs. for 3,0 m workbench	474	1460	16
<b>141F1026</b>	For 1,5 m workbench or 2 pcs. for 3,0 m workbench	940	1460	16
<b>141F1012</b>	For 2,0 m workbench	474	1960	16
<b>141F1043</b>	For 2,0 m workbench	940	1960	16
<b>141F1031</b>	For 2,5 m workbench, 2 pcs. per table	474	1230	16
<b>141F1044</b>	For 2,5 m workbench, 2 pcs. per table	940	1230	16





## Tool panels for Work benches with light


Incl. light fixture and socket with switch. Hole 10 x 10 mm.  
Center distance 34 mm.

Item no.	Type:	Outside measure in mm		
		H:	W:	D:
<b>141T1500</b>	1,5 m tool panel with light	700	1500	200
<b>141T2000</b>	2,0 m tool panel with light	700	2000	200
<b>141T2500</b>	2,5 m tool panel with light	700	2500	200



## Fittings for tool panels and workbenches

Item no.	Type:	H:	
<b>141F0032</b>	Assembly kit for 1,5 and 2,0 m workbench	474	
<b>141F0037</b>	Assembly kit for 1,5 and 2,0 m workbench	940	
<b>141F0033</b>	Assembly kit for 2,5 m workbench	474	
<b>141F0051</b>	Assembly kit for 2,5 m workbench	940	
<b>141F0035</b>	Assembly kit for 3,0 m workbench	474	
<b>141F0053</b>	Assembly kit for 3,0 m workbench	940	
<b>141F0056</b>	Assembly kit for 1,5 and 2,0 m workbench with SS / VS cabinet	474	
<b>141F0057</b>	Assembly kit for 1,5 and 2,0 m workbench with SS / VS cabinet	940	
<b>141F0058</b>	Assembly kit for 2,5 and 3,0 m workbench with SS / VS cabinet	474	
<b>141F0059</b>	Assembly kit for 2,5 and 3,0 m workbench with SS / VS cabinet	940	
<b>141F0063</b>	Assembly kit for 1,5 and 2,0 m Ergo - Workbench	474	
<b>141F0064</b>	Assembly kit for 1,5 and 2,0 m Ergo - Workbench	940	
<b>141F0065</b>	Assembly kit for 2,5 m Ergo - Workbench	474	
<b>141F0066</b>	Assembly kit for 2,5 m Ergo - Workbench	940	



## TOOL PANELS

With Blika's tool panels, every tool is in its place. The tool panels provide a quick overview of your tools and the work is made easy when the right tools are at hand.

### Tool panels

Tool panels with hole 10 x 10 mm. Center distance 34 mm.

Outside measure in mm


Item no.	Type:	H:	W:	D:
141F0004	For 1,5 m workbench or 2 pcs. for 3,0 m workbench	474	1460	16
141F0026	For 1,5 m workbench or 2 pcs. for 3,0 m workbench	940	1460	16
141F0012	For 2,0 m workbench	474	1960	16
141F0043	For 2,0 m workbench	940	1960	16
141F0031	For 2,5 m workbench, 2 pcs. per table	474	1230	16
141F0044	For 2,5 m workbench, 2 pcs. per table	940	1230	16
141F0024	For VV-2 and VV-3 gable	674	496	10
141F0039	For wall mounting	948	960	16
141F0025	Tool panel	1460	474	16
141F0020	Tool panel	920	474	15
141F0019	Tool panel	920	400	15
141F0011	For MSG-3 right side	1460	400	17
141F0013	For MSG-3 central part	1460	400	14

PreWo tool panels hole 10 x 10 mm. Center distance 20 mm.

Item no.	Type:	H:	W:	D:
141F1004	For 1,5 m workbench or 2 pcs. for 3,0 m workbench	474	1460	16
141F1026	For 1,5 m workbench or 2 pcs. for 3,0 m workbench	940	1460	16
141F1012	For 2,0 m workbench	474	1960	16
141F1043	For 2,0 m workbench	940	1960	16
141F1031	For 2,5 m workbench 2 pcs. per table	474	1230	16
141F1044	For 2,5 m. workbench 2 pcs. per table	940	1230	16
141F1024	For VV-2 and VV-3 side	674	496	10
141F1039	For wall mounting	948	960	16
61000	Tool panel	471	951	13
61200	Tool panel	471	1951	13
65000	Tool panel incl. hook set 61201	951	951	13
66000	Tool panel	951	951	13
66200	Tool panel	951	1951	13
70000	Tool panel incl. hooks 4 pcs. 10010 and 4 pcs. 10011	44	600	14

Tool panels hole 10 x 10 mm. Center distance 38 mm.

Item no.	Type:	H:	W:	D:
141F2004	For 1,5 m workbench or 2 pcs. for 3,0 m workbench	474	1460	16
141F2026	For 1,5 m workbench or 2 pcs. for 3,0 m workbench	940	1460	16
141F2012	For 2,0 m workbench	474	1960	16
141F2043	For 2,0 m workbench	940	1960	16
141F2031	For 2,5 m workbench, (2 pcs. per table)	474	1230	16
141F2044	For 2,5 m workbench, (2 pcs. per table)	940	1230	16
141F2024	For VV-2 and VV-3 side	674	496	10
141F2039	For wall mounting	948	960	16
141F2025	Tool panel	1460	474	16
141F2020	Tool panel	920	474	15
141F2019	Tool panel	920	400	15
141F2011	For MSG-3 right side	1460	400	17
141F2013	For MSG-3 central part	1460	400	14



## STEEL HOOKS

For the tool panels you will find a wide range of hooks and mounts, providing a place for every tool.

### Tool holders

Holders for tool panels, for holes 10 x 10 mm. Center distance 34 and 38 mm.

Holders

Dimensions in mm

Item no.	Type:	W:	L:	Ø:
<b>1000 *</b>	60	17	35	5
<b>1001 *</b>	60	17	40	5
<b>1002 *</b>	60	17	50	5
<b>1003</b>	60	17	60	5
<b>1004</b>	60	17	70	5



Single Hooks

Item no.	Type:	L:	Ø:
<b>1015 *</b>	70	30	4
<b>1016 *</b>	70	50	4
<b>1017</b>	70	100	4
<b>1018</b>	70	150	4
<b>1019</b>	70	200	4
<b>1020</b>	70	250	4
<b>1025</b>	70	50	6
<b>1026</b>	70	100	6
<b>1027</b>	70	150	6
<b>1028</b>	70	200	6
<b>1029</b>	70	250	6
<b>1030</b>	70	300	6



Single Hooks - 90° standard

Item no.	Type:	L:	Ø:
<b>1031 *</b>	70V	10	6
<b>1032 *</b>	70V	30	6
<b>1034 *</b>	70V	50	6



Single Hooks - 35° standard

Item no.	Type:	L:	Ø:
<b>1035 *</b>	71	50	6
<b>1036</b>	71	100	6
<b>1037</b>	71	150	6
<b>1038</b>	71	200	6
<b>1041</b>	71	300	6



\* Fits elevation tool panel



## Tool holders

Holders for tool panels, for holes 10 x 10 mm. Center distance 34 and 38 mm.

Double hooks - 90°

Dimensions in mm

Item no.	Type:	W:	L:	Ø:
<b>1060 *</b>	74	35	45	6
<b>1063</b>	74	35	100	6
<b>1064</b>	74	80	65	6



Double hooks - 35°

Item no.	Type:	W:	L:	Ø:
<b>1055</b>	73	35	45	6
<b>1058</b>	73	35	100	6
<b>1065 *</b>	75	13	50	4
<b>1066</b>	75	13	100	4
<b>1067</b>	75	13	150	4
<b>1068</b>	75	13	200	4
<b>1069 *</b>	75	18	35	4
<b>1073 *</b>	75	28	50	6
<b>1074</b>	75	28	100	6
<b>1075</b>	75	28	150	6
<b>1076</b>	75	28	200	6
<b>1077</b>	75	28	300	6



Snap-in hooks

Item no.	Type:	Ø:
<b>1082 *</b>	70	9
<b>1083 *</b>	70	13
<b>1084 *</b>	70	19
<b>1085 *</b>	70	25
<b>1086</b>	70	31
<b>1087</b>	80	37
<b>1088</b>	80	50



File or screwdriver hanger

Item no.	Type:
<b>1119-3 *</b>	For 3 screwdriver/files
<b>1119-6 *</b>	For 6 screwdriver/files
<b>1119-9 *</b>	For 9 screwdriver/files



Flat hooks

Item no.	Type:	Ø:
<b>1140 *</b>	99	25
<b>1141</b>	99	50
<b>1142</b>	99	65
<b>1143</b>	99	80



\* Fits elevation tool panel





## Tool holders

Holders for tool panels, for holes 10 x 10 mm. Center distance 34 and 38 mm.

### Screwdriver holder

Dimensions in mm

Item no.	Type:	Ø:
<b>1113-3-8 *</b>	82	8
<b>1113-6-8 *</b>	82	8
<b>1113-6-13</b>	82	13



### Drill holder

Item no.	Type:	Ø:
<b>1114</b>	84	2-8
<b>1115</b>	84	8-13



### Fork and ring wrench holder

Item no.	Type:
<b>1120 *</b>	Holds 13 wrenches



### Cone holder

Item no.	Type:
<b>1116</b>	Conus size 1
<b>1117</b>	Conus size 2
<b>1118</b>	Conus size 3



### Rings

Item no.	Type:	Ø:
<b>1130</b>	95	50
<b>1131</b>	95	65
<b>1132</b>	95	85



### Oil can stand

Item no.	Ø:
<b>1135</b>	85



### Spraycan stand

Item no.	Ø:
<b>1134</b>	65



\* Fits elevation tool panel




## Tool holders

Impact-proof plastic box

Dimensions in mm

Item no.	H:	W:	D:
<b>142T0019</b>	47	79	109



Shelf for 5 boxes

Item no.	H:	W:	D:
<b>142T0021</b>	40	392	112



Plastic box type 9075

Item no.	H:	W:	D:
<b>196C0004</b>	75	105	170



Shelf for 5 plastic boxes

Item no.	H:	W:	D:
<b>142T0022</b>	39	525	11



## Assorted sets of tool holders

Item no. Type:

**196A0093** OS-93

Holders: 1 x 1000 and 1 x 1001, Hooks: 5 x 1015 and 10 x 1016, Double hooks: 2 x 1055, Snap-in hooks: 3 x 1083 and 3 x 1084, Screwdriver holder: 1 x 1113-6-13, Screwdriver/file holder: 1 x 1119-9, Oil can stand: 1 x 1135, Fork and ring wrench holder: 1 x 1120, Drill holder: 1 x 1114 and 1 x 1115. Plastic trays, 5 x 142T0019 and shelf 1 x 142T0021.

Total 31 holders + 5 plastic boxes

Item no. Type:

**196A0094** OS-94

Hooks: 10 x 1015 and 10 x 1016, Snap-in hooks: 2 x 1083, 3 x 1084 and 3 x 1085, Screwdriver/file holder: 1 x 1119-9, Oil can stand: 1 x 1135, Fork and ring wrench holder: 1 x 1120

Total 31 items

Item no. Type:

**196A0095** OS-95

Hooks: 10 x 1015 and 15 x 1016, Snap-in hooks: 2 x 1084 and 3 x 1085, Screwdriver holder: 1 x 1113-6-13, Screwdriver/ file holder: 1 x 1119-9

Total 32 items

Item no. Type:

**196A0096** OS-96

Hooks: 10 x 1015 and 15 x 1016, Snap-in hooks: 2 x 1084 and 2 x 1085, Screwdriver holder: 1 x 1113-6-13

Total 30 items

\* Fits elevation tool panel



## PreWo hooks

PreWo holders for tool panels, for holes 10 x 10 mm. Center distance 20 mm.

Item no. Type:

**10010** Plastic Hook 30 mm. Yellow



**10011** Snap-in hooks. Yellow



**10012** Top Holder. Yellow



**10013** Round plastic container Ø 70 mm. D: 30 mm. Yellow



**10014** Steel ring 80 mm. Yellow



**10015** Oval holder 18 x 38 H: 60 mm. Yellow



**20012** Universal holder. Yellow



**20013** Steel hook L: 30 mm. Yellow



**20016** Snap in hook large 13-23. Yellow



**21121** Steel snap in hook large 22-35. Yellow



**21210** Steel pipe clamps 30 mm. Black



**40002** Steel hook L: 50 mm. Yellow



**40003** Steel hook L: 80 mm. Yellow





PreWo holders for tool panels, for holes 10 x 10 mm. Center distance 20 mm.

Item no. Type:

**40004** Steel hook L: 130 mm. Yellow



**40005** Oval holder Ø 39 x 30 mm. Yellow



**40006** Plastic box 55 x 86 x 90 mm. Yellow



**40009** Plastic box 70 x 86 x 145 mm. Yellow



**40011** Plastic box 115 x 170 x 205 mm. Yellow



**40012** Steel hook L: 230 mm. Yellow



**40013** Steel hook vertical 30 x 30 mm. Yellow



**40016** Steel hook L: 100 mm. Yellow



**81110** Tool holders for spray bottles. Black




**81120** Steel shelf for spray bottles. Black



Item no. Type:

**11203** Set of PreWo hooks 76. Yellow

Plastic Hook: 25 x 10010, Snap-in hooks: 10 x 10011 og 10 x 20016, Top Holder: 10 x 10012, Round plastic container: 2 x 10013, Steel Ring: 1 x 10014, Oval holder: 2 x 10015, Steel Hook: 4 x 20013, Steel Hook: 6 x 40002, Oval Holder: 4 x 40005 and Plastic Box: 2 x 40006



**61201** Set of PreWo hooks 25. Yellow

Plastic Hook: 15 x 10010 and Snap-in hooks: 10 x 10011

