



WORKBENCHES VBB



141B0000

The heavy steel construction of the frame combined with our heavy worktops offers numerous ways to customize the work bench. Work benches can be fitted with 1, 2, or 3 ball bearing drawer sections above each other. Drawers can be fitted anywhere along the front of the worktop. For the craftsman who demands the optimal stationary work station the work top can be combined with drawer or cupboard sections. The legs of the work benches are prepared for floor bolting. Workbench capacity is 900 kg. Contact Blika regarding ESD safety workbenches.

Workbenches

With bed and 48 mm, beech layered worktop.

Outside measure in mm

Item no.	Type:	H:	W:	D:
141G0000	VBB-110	880/925	1000	767
141A0000	VBB-115	880/925	1500	767
141B0000	VBB-120	880/925	2000	767
141C0000	VBB-125	880/925	2500	767
141D0000	VBB-130	880/925	3000	767

141A0092	VBB-120 with adjustable legs	735/820-1025/1775	2000	767
----------	------------------------------	-------------------	------	-----



141B0010

Complete Workbenches

With shelf, drawer and 48 mm, beech layered worktop.

Outside measure in mm

Item no.	Type:	H:	W:	D:
141G0010	VBB-110 complete	880/925	1000	767
141A0010	VBB-115 complete	880/925	1500	767
141B0010	VBB-120 complete	880/925	2000	767
141C0010	VBB-125 complete	880/925	2500	767
141D0010	VBB-130 complete	880/925	3000	767



141C0030

Workbenches incl. drawer cabinet

With shelf, drawer cabinet SS-1.5A (can be mounted right or left) and 48 mm beech layered worktop.

Item no.	Type:	Outside measure in mm		
		H:	W:	D:
141A0030	VBB-115 - SS-1.5A	880/925	1500	767
141B0030	VBB-120 - SS-1.5A	880/925	2000	767
141C0030	VBB-125 - SS-1.5A	880/925	2500	767
141D0030	VBB-130 - SS-1.5A, excl. shelf - incl. bed	880/925	3000	767



Drawers

Item no.	Type:	Inside/outside measure in mm		
		H:	W:	D:
139A0000	Single Drawer with steel ball slides and cylinder lock	98/145	433/465	480/505
139A0001	High single drawer with steel ball slides and cylinder lock	245/290	433/465	500/503
139B0000	Double drawer with steel ball slides and central lock	98/294	433/465	480/503
141T0030	Insert Tray for single and double drawer	/47	/446	/202
139A0003	PreWo single drawer	98/180	433/465	480/520



Drawer section

With full extension, steel ball slides and cylinder lock.

Item no.	Type:	Inside measure in mm			Outside measure in mm		
		H:	W:	D:	H:	W:	D:
141E0001	SS-1.1 (1 drawer height: 193 mm)	100	450	450	240	540	595
141E0002	SS-1.2 (2 drawer height: 62 and 128 mm)	49/100	450	450	240	540	595
141E0003	SS-1.3 (3 drawer height: 62 mm)	49	450	450	240	540	595



Shelves

Item no.	Type:	Outside measure in mm		
		H:	W:	D:
141F0005	Shelf for VBB-1.10	30	900	302
141F0000	Shelf for VBB-1.15	30	1200	302
141F0001	Shelf for VBB-1.20	30	1700	302
141F0002	Shelf for VBB-1.25	30	2200	302
141F0030	Shelf for VBB-1.30, set of 2 pcs.	30	2600	302
141F0107	PreWo backplate 2000 mm	23	2000	288
141F0108	PreWo shelve 1500 mm	23	1500	288



Height adjustment

Item no.	Type:
141F0003	From 0-100 mm in 20 mm leaps, set of 2 pcs.
141F0003-3	From 0-100 mm in 20 mm leaps, set of 3 pcs. (for VBB-1.30)
402A0106	Adjusting screws (4 pcs. per table)






Cover plate

1,5 mm galvanized steel for worktops.

Item no. Type:

141T0010	VBB-1.15
141T0011	VBB-1.20
141T0012	VBB-1.25 (delivered without steel edges)




Cover plate

Cover plate in stainless steel with welded corners for worktops.

Item no. Type:

141T0310-193	VBB-1.15
141T0311-193	VBB-1.20
141T0312-193	VBB-1.25 (delivered without steel edges)



Jaw vice

Item no. Type:

013J9200	4" Record vice with movable jaws
-----------------	----------------------------------



Set of legs for Workbenches

with console for wheels, 2 fixed and 2 swivel castors with brakes. Ø 160 mm.

Item no. Type:


141F0016	Leg set for 1,0 to 2,5 m work bench with console for wheels	H:	839
141F0016-3	Leg set to 3,0 m workbench with console for wheels	H:	839



Tool panels for Workbenches

Hole 10 x 10 mm, center distance 34 mm.


Item no.	Type:	Outside measure in mm		
		H:	W:	D:
141F0004	For 1,5 m workbench or 2 pcs. for 3,0 m workbench	474	1460	16
141F0026	For 1,5 m workbench or 2 pcs. for 3,0 m workbench	940	1460	16
141F0012	For 2,0 m workbench	474	1960	16
141F0043	For 2,0 m workbench	940	1960	16
141F0031	For 2,5 m workbench, 2 pcs. per table	474	1230	16
141F0044	For 2,5 m workbench, 2 pcs. per table	940	1230	16



PreWo tool panels for Workbenches

Hole 10 x 10 mm, center distance 20 mm.

Item no.	Type:	Outside measure in mm		
		H:	W:	D:
141F1004	For 1,5 m workbench or 2 pcs. for 3,0 m workbench	474	1460	16
141F1026	For 1,5 m workbench or 2 pcs. for 3,0 m workbench	940	1460	16
141F1012	For 2,0 m workbench	474	1960	16
141F1043	For 2,0 m workbench	940	1960	16
141F1031	For 2,5 m workbench, 2 pcs. per table	474	1230	16
141F1044	For 2,5 m workbench, 2 pcs. per table	940	1230	16





Tool panels for Work benches with light

Incl. light fixture and socket with switch. Hole 10 x 10 mm.
Center distance 34 mm.


Item no.	Type:	Outside measure in mm		
		H:	W:	D:
141T1500	1,5 m tool panel with light	700	1500	200
141T2000	2,0 m tool panel with light	700	2000	200
141T2500	2,5 m tool panel with light	700	2500	200



Fittings for tool panels and workbenches

Item no.	Type:	H:
141F0032	Assembly kit for 1,5 and 2,0 m workbench	474
141F0037	Assembly kit for 1,5 and 2,0 m workbench	940
141F0033	Assembly kit for 2,5 m workbench	474
141F0051	Assembly kit for 2,5 m workbench	940
141F0035	Assembly kit for 3,0 m workbench	474
141F0053	Assembly kit for 3,0 m workbench	940
141F0056	Assembly kit for 1,5 and 2,0 m workbench with SS / VS cabinet	474
141F0057	Assembly kit for 1,5 and 2,0 m workbench with SS / VS cabinet	940
141F0058	Assembly kit for 2,5 and 3,0 m workbench with SS / VS cabinet	474
141F0059	Assembly kit for 2,5 and 3,0 m workbench with SS / VS cabinet	940
141F0063	Assembly kit for 1,5 and 2,0 m Ergo - Workbench	474
141F0064	Assembly kit for 1,5 and 2,0 m Ergo - Workbench	940
141F0065	Assembly kit for 2,5 m Ergo - Workbench	474
141F0066	Assembly kit for 2,5 m Ergo - Workbench	940





TOOL PANELS

With Blika's tool panels, every tool is in its place. The tool panels provide a quick overview of your tools and the work is made easy when the right tools are at hand.

Tool panels

Tool panels with hole 10 x 10 mm. Center distance 34 mm.

Outside measure in mm


Item no.	Type:	H:	W:	D:
141F0004	For 1,5 m workbench or 2 pcs. for 3,0 m workbench	474	1460	16
141F0026	For 1,5 m workbench or 2 pcs. for 3,0 m workbench	940	1460	16
141F0012	For 2,0 m workbench	474	1960	16
141F0043	For 2,0 m workbench	940	1960	16
141F0031	For 2,5 m workbench, 2 pcs. per table	474	1230	16
141F0044	For 2,5 m workbench, 2 pcs. per table	940	1230	16
141F0024	For VV-2 and VV-3 gable	674	496	10
141F0039	For wall mounting	948	960	16
141F0025	Tool panel	1460	474	16
141F0020	Tool panel	920	474	15
141F0019	Tool panel	920	400	15
141F0011	For MSG-3 right side	1460	400	17
141F0013	For MSG-3 central part	1460	400	14

PreWo tool panels hole 10 x 10 mm. Center distance 20 mm.

Item no.	Type:	H:	W:	D:
141F1004	For 1,5 m workbench or 2 pcs. for 3,0 m workbench	474	1460	16
141F1026	For 1,5 m workbench or 2 pcs. for 3,0 m workbench	940	1460	16
141F1012	For 2,0 m workbench	474	1960	16
141F1043	For 2,0 m workbench	940	1960	16
141F1031	For 2,5 m workbench 2 pcs. per table	474	1230	16
141F1044	For 2,5 m. workbench 2 pcs. per table	940	1230	16
141F1024	For VV-2 and VV-3 side	674	496	10
141F1039	For wall mounting	948	960	16
61000	Tool panel	471	951	13
61200	Tool panel	471	1951	13
65000	Tool panel incl. hook set 61201	951	951	13
66000	Tool panel	951	951	13
66200	Tool panel	951	1951	13
70000	Tool panel incl. hooks 4 pcs. 10010 and 4 pcs. 10011	44	600	14

Tool panels hole 10 x 10 mm. Center distance 38 mm.

Item no.	Type:	H:	W:	D:
141F2004	For 1,5 m workbench or 2 pcs. for 3,0 m workbench	474	1460	16
141F2026	For 1,5 m workbench or 2 pcs. for 3,0 m workbench	940	1460	16
141F2012	For 2,0 m workbench	474	1960	16
141F2043	For 2,0 m workbench	940	1960	16
141F2031	For 2,5 m workbench, (2 pcs. per table)	474	1230	16
141F2044	For 2,5 m workbench, (2 pcs. per table)	940	1230	16
141F2024	For VV-2 and VV-3 side	674	496	10
141F2039	For wall mounting	948	960	16
141F2025	Tool panel	1460	474	16
141F2020	Tool panel	920	474	15
141F2019	Tool panel	920	400	15
141F2011	For MSG-3 right side	1460	400	17
141F2013	For MSG-3 central part	1460	400	14



STEEL HOOKS

For the tool panels you will find a wide range of hooks and mounts, providing a place for every tool.

Tool holders

Holders for tool panels, for holes 10 x 10 mm. Center distance 34 and 38 mm.

Holders

Dimensions in mm

Item no.	Type:	W:	L:	Ø:
1000 *	60	17	35	5
1001 *	60	17	40	5
1002 *	60	17	50	5
1003	60	17	60	5
1004	60	17	70	5



Single Hooks

Item no.	Type:	L:	Ø:
1015 *	70	30	4
1016 *	70	50	4
1017	70	100	4
1018	70	150	4
1019	70	200	4
1020	70	250	4
1025	70	50	6
1026	70	100	6
1027	70	150	6
1028	70	200	6
1029	70	250	6
1030	70	300	6



Single Hooks - 90° standard

Item no.	Type:	L:	Ø:
1031 *	70V	10	6
1032 *	70V	30	6
1034 *	70V	50	6



Single Hooks - 35° standard

Item no.	Type:	L:	Ø:
1035 *	71	50	6
1036	71	100	6
1037	71	150	6
1038	71	200	6
1041	71	300	6



* Fits elevation tool panel



Tool holders

Holders for tool panels, for holes 10 x 10 mm. Center distance 34 and 38 mm.

Double hooks - 90°

Dimensions in mm

Item no.	Type:	W:	L:	Ø:
1060 *	74	35	45	6
1063	74	35	100	6
1064	74	80	65	6



Double hooks - 35°

Item no.	Type:	W:	L:	Ø:
1055	73	35	45	6
1058	73	35	100	6
1065 *	75	13	50	4
1066	75	13	100	4
1067	75	13	150	4
1068	75	13	200	4
1069 *	75	18	35	4
1073 *	75	28	50	6
1074	75	28	100	6
1075	75	28	150	6
1076	75	28	200	6
1077	75	28	300	6



Snap-in hooks

Item no.	Type:	Ø:
1082 *	70	9
1083 *	70	13
1084 *	70	19
1085 *	70	25
1086	70	31
1087	80	37
1088	80	50



File or screwdriver hanger

Item no.	Type:
1119-3 *	For 3 screwdriver/files
1119-6 *	For 6 screwdriver/files
1119-9 *	For 9 screwdriver/files



Flat hooks

Item no.	Type:	Ø:
1140 *	99	25
1141	99	50
1142	99	65
1143	99	80



* Fits elevation tool panel



Tool holders

Holders for tool panels, for holes 10 x 10 mm. Center distance 34 and 38 mm.

Screwdriver holder

Dimensions in mm

Item no.	Type:	Ø:
1113-3-8 *	82	8
1113-6-8 *	82	8
1113-6-13	82	13



Drill holder

Item no.	Type:	Ø:
1114	84	2-8
1115	84	8-13



Fork and ring wrench holder

Item no.	Type:
1120 *	Holds 13 wrenches



Cone holder

Item no.	Type:
1116	Conus size 1
1117	Conus size 2
1118	Conus size 3



Topholder

Varenr.:	Type:	L:	Ø:
1125	90	50	4
1127	90	100	4



Rings

Item no.	Type:	Ø:
1130	95	50
1131	95	65
1132	95	85



Oil can stand

Item no.	Ø:
1135	85



Spraycan stand

Item no.	Ø:
1134	65



* Fits elevation tool panel



Tool holders

Impact-proof plastic box

Dimensions in mm

Item no.	H:	W:	D:
142T0019	47	79	109



Shelf for 5 boxes

Item no.	H:	W:	D:
142T0021	40	392	112



Plastic box type 9075

Item no.	H:	W:	D:
196C0004	75	105	170



Shelf for 5 plastic boxes

Item no.	H:	W:	D:
142T0022	39	525	11



Assorted sets of tool holders

Item no. Type:

196A0093 OS-93

Holders: 1 x 1000 and 1 x 1001, Hooks: 5 x 1015 and 10 x 1016, Double hooks: 2 x 1055, Snap-in hooks: 3 x 1083 and 3 x 1084, Screwdriver holder: 1 x 1113-6-13, Screwdriver/file holder: 1 x 1119-9, Oil can stand: 1 x 1135, Fork and ring wrench holder: 1 x 1120, Drill holder: 1 x 1114 and 1 x 1115. Plastic trays, 5 x 142T0019 and shelf 1 x 142T0021.

Total 31 holders + 5 plastic boxes

Item no. Type:

196A0094 OS-94

Hooks: 10 x 1015 and 10 x 1016, Snap-in hooks: 2 x 1083, 3 x 1084 and 3 x 1085, Screwdriver/file holder: 1 x 1119-9, Oil can stand: 1 x 1135, Fork and ring wrench holder: 1 x 1120

Total 31 items

Item no. Type:

196A0095 OS-95

Hooks: 10 x 1015 and 15 x 1016, Snap-in hooks: 2 x 1084 and 3 x 1085, Screwdriver holder: 1 x 1113-6-13, Screwdriver/ file holder: 1 x 1119-9

Total 32 items

Item no. Type:

196A0096 OS-96

Hooks: 10 x 1015 and 15 x 1016, Snap-in hooks: 2 x 1084 and 2 x 1085, Screwdriver holder: 1 x 1113-6-13

Total 30 items

* Fits elevation tool panel



PreWo hooks

PreWo holders for tool panels, for holes 10 x 10 mm. Center distance 20 mm.

Item no. Type:

10010 Plastic Hook 30 mm. Yellow



10011 Snap-in hooks. Yellow



10012 Top Holder. Yellow



10013 Round plastic container Ø 70 mm. D: 30 mm. Yellow



10014 Steel ring 80 mm. Yellow



10015 Oval holder 18 x 38 H: 60 mm. Yellow



20012 Universal holder. Yellow



20013 Steel hook L: 30 mm. Yellow



20016 Snap in hook large 13-23. Yellow



21121 Steel snap in hook large 22-35. Yellow



21210 Steel pipe clamps 30 mm. Black



40002 Steel hook L: 50 mm. Yellow



40003 Steel hook L: 80 mm. Yellow





PreWo holders for tool panels, for holes 10 x 10 mm. Center distance 20 mm.

Item no. Type:

40004 Steel hook L: 130 mm. Yellow



40005 Oval holder Ø 39 x 30 mm. Yellow



40006 Plastic box 55 x 86 x 90 mm. Yellow



40009 Plastic box 70 x 86 x 145 mm. Yellow



40011 Plastic box 115 x 170 x 205 mm. Yellow



40012 Steel hook L: 230 mm. Yellow



40013 Steel hook vertical 30 x 30 mm. Yellow



40016 Steel hook L: 100 mm. Yellow



81110 Tool holders for spray bottles. Black




81120 Steel shelf for spray bottles. Black



Item no. Type:

11203 Set of PreWo hooks 76. Yellow

Plastic Hook: 25 x 10010, Snap-in hooks: 10 x 10011 og 10 x 20016, Top Holder: 10 x 10012, Round plastic container: 2 x 10013, Steel Ring: 1 x 10014, Oval holder: 2 x 10015, Steel Hook: 4 x 20013, Steel Hook: 6 x 40002, Oval Holder: 4 x 40005 and Plastic Box: 2 x 40006



61201 Set of PreWo hooks 25. Yellow

Plastic Hook: 15 x 10010 and Snap-in hooks: 10 x 10011

