



## EBF STUDENT LOCKERS

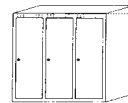
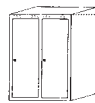


EB34

Blika's range of specially designed student lockers is ideal for schools and colleges, where individual storage space is required for pupils and students. No matter whether books, clothes or valuables are to be stored, we can provide the perfect solution. Our student lockers are built to last and to maintain their attractive appearance. They are robust solutions capable of withstanding harsh treatment – day in day out. Vandal-proof doors and the possibility of choosing self-closing doors are just two examples of the intelligence built into Blika student lockers.

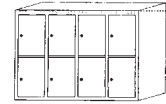
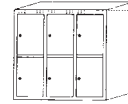
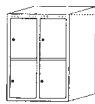
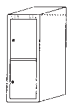
The generous box height provides ample storage space and excellent overview of box contents, making it easy to reach the various items stored whether they are books, clothing or anything else.

### Student lockers EBF and EBFS



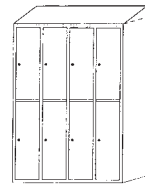
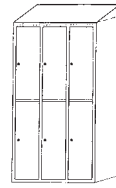
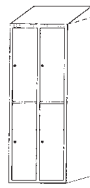

Cabinet height without legs: Flat top 900 mm and sloping top 1100 mm. Depth 550 mm.

<b>Width of cabinet mm</b>	300	400	600	800	900	1200	1200
<b>Column width mm</b>	300	400	300	400	300	400	300
<b>Internal dimensions HxW mm</b>	800 x 230	800 x 330	800 x 230	800 x 330	800 x 230	800 x 330	800 x 230
<b>Type EBF flat top</b>	EBF 11-305590	EBF 11-405590	EBF 21-305590	EBF 21-405590	EBF 31-305590	EBF 31-405590	EBF 41-305590
<b>Type EBFS sloping top</b>	EBFS 11-305590	EBFS 11-405590	EBFS 21-305590	EBFS 21-405590	EBFS 31-305590	EBFS 31-405590	EBFS 41-305590



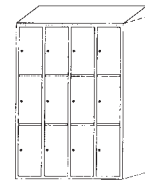
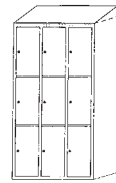
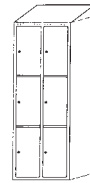
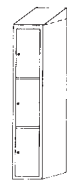
Cabinet height without legs: Flat top 900 mm and sloping top 1100 mm. Depth 550 mm.

<b>Width of cabinet mm</b>	300	400	600	800	900	1200	1200
<b>Column width mm</b>	300	400	300	400	300	400	300
<b>Internal dimensions HxW mm</b>	800 x 230	800 x 330	800 x 230	800 x 330	800 x 230	800 x 330	800 x 230
<b>Type EBF flat top</b>	EBF 12-305590	EBF 12-405590	EBF 22-305590	EBF 22-405590	EBF 32-305590	EBF 32-405590	EBF 42-305590
<b>Type EBFS sloping top</b>	EBFS 12-305590	EBFS 12-405590	EBFS 22-305590	EBFS 22-405590	EBFS 32-305590	EBFS 32-405590	EBFS 42-305590





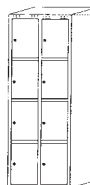
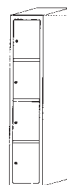
Cabinet height without legs: Flat top 1740 mm and sloping top 1940 mm. Depth 550 mm.

<b>Width of cabinet mm</b>	300	400	600	800	900	1200	1200
<b>Column width mm</b>	300	400	300	400	300	400	300
<b>Internal dimensions HxW mm</b>	800 x 230	800 x 330	800 x 230	800 x 330	800 x 230	800 x 330	800 x 230
<b>Type EBF flat top</b>	EBF 12-3055	EBF 12-4055	EBF 22-3055	EBF 22-4055	EBF 32-3055	EBF 32-4055	EBF 42-3055
<b>Type EBFS sloping top</b>	EBFS 12-3055	EBFS 12-4055	EBFS 22-3055	EBFS 22-4055	EBFS 32-3055	EBFS 32-4055	EBFS 42-3055



Cabinet height without legs: Flat top 1740 mm and sloping top 1940 mm. Depth 550 mm.

<b>Width of cabinet mm</b>	300	400	600	800	900	1200	1200
<b>Column width mm</b>	300	400	300	400	300	400	300
<b>Internal dimensions HxW mm</b>	500 x 230	500 x 330	500 x 230	500 x 330	500 x 230	500 x 330	500 x 230
<b>Type EBF flat top</b>	EBF 13-3055	EBF 13-4055	EBF 23-3055	EBF 23-4055	EBF 33-3055	EBF 33-4055	EBF 43-3055
<b>Type EBFS sloping top</b>	EBFS 13-3055	EBFS 13-4055	EBFS 23-3055	EBFS 23-4055	EBFS 33-3055	EBFS 33-4055	EBFS 43-3055



Cabinet height without legs: Flat top 1740 mm and sloping top 1940 mm. Depth 550 mm.

<b>Width of cabinet mm</b>	300	400	600	800	900	1200	1200
<b>Column width mm</b>	300	400	300	400	300	400	300
<b>Internal dimensions HxW mm</b>	400 x 230	400 x 330	400 x 230	400 x 330	400 x 230	400 x 330	400 x 230
<b>Type EBF flat top</b>	EBF 14-3055	EBF 14-4055	EBF 24-3055	EBF 24-4055	EBF 34-3055	EBF 34-4055	EBF 44-3055
<b>Type EBFS sloping top</b>	EBFS 14-3055	EBFS 14-4055	EBFS 24-3055	EBFS 24-4055	EBFS 34-3055	EBFS 34-4055	EBFS 44-3055



# Standard equipment and accessories

■ Standard ○ Accessories

	Charging lockers	G/GS	GD/GDS	GDT/GDTS	GB/GBS	GBF/GBFS	EBF/EBFS	GZ/GZS	RS/RSS	ST/STS	PF	MB	VISION	Golf lockers
 Straight top	■	■ (G)	■ (GD)	■ (GDT)	■ (GB)	■ (GBF)	■ (EBF)	■ (GZ)	■ (RS)	■ (ST)	■	■	■	■
 Sloping top 20% slope - 200 mm higher rear edge	○	■ (GS)	■ (GDS)	■ (GDTS)	■ (GBS)	■ (GBFS)	■ (EBFS)	■ (GZS)	■ (RSS)	■ (STS)	○			
 Without legs	■	■	■	■	■	■	■	■	■	■	■	■	■	■
 Plate legs H: 120 mm	○	○	○	○	○	○	○	○	○	○	○			
 Galvanized Closed plinth H: 120 mm	○	○	○	○	○	○	○	○	○	○	○		○	
 Pipe plinth H: 350 mm	○	○	○	○	○	○	○	○	○	○				
 Pipe plinth w/ bench H: 350 mm, Bench D: 300 mm	○	○	○	○	○	○	○	○	○	○				
 Wall hanging	○	○	○	○	○	○	○	○	○	○		■	○	○
 Wall hanging with bench D: 300 mm	○	○	○	○	○	○	○	○	○	○				
 Padlock	■	■	■	■	■	■	■	■	○	○	○	■○	■	■○
 Cylinder locks	○	○	○	○	○	○	○	○	■	■	■	■○	○	■○
 Currency / Deposit-payment lock	○	○	○		○	○	○	○					○	
 Manual code locks	○	○	○	○	○	○	○	○	○	○	○	○	○	
 Electronic code locks	○	○	○	○	○	○	○	○	○	○	○		○	○
 Single plate door	■	○	■○	■	■○	○		○	■		■	■○		■
 Double plate door	○	■	■○		■○	■	■	■		■		■○		



	Charging lockers	G/GS	GD/GDS	GDT/GDTS	GB/GBS	GBF/GBFS	EBF/EBFS	GZ/GZS	RS/RSS	ST/STS	PF	MB	VISION	Golf lockers
	Veneer / laminates / painted MDF doors	○	○	○		○		○				○	■	
	Acrylic doors				○	○								
	Sound proofed doors		○	○		○								
	Protect against vandalism						■							
	Letter slot H: 30 mm, W: 214/314 mm	○	○	○	○	○			○		■			
	Door stop	■	■	■	■	■	■	■		■	■			■
	Hanging rail with 2 double hooks		■	■	■	○	○	○	■				■	○
	Towel hook		■	■	■				■					■
	Shelves 1/1		○	○	■	○	○	○					○	○
	Shelves 3/4		■	○	■	○	○	○					■	○
	Divider		○	○	○								○	
	Bookshelf				○	○	○						○	○
	Galvanized shoe shelf		○	○	○									
	Power outlet	■	○	○	○		○	○						
	Thermal ventilation*	■	■ (G/GS)	■ (GD/GDS)	■ (GDT/GDTS)	■ (GB/GBS)	■ (GBF/GBFS)	■ (EBF/EBFS)	■ (GZ/GZS)	■ (RS/RSS)	■ (ST)		■	■
	Mechanical ventilation	○	■ (GS)	■ (GDS)	■ (GDTS)	■ (GBS)	■ (GBFS)	■ (EBFS)	■ (GZS)	■ (RSS)	■ (STS)	○		



### Standard colours



RAL 7035  
Light grey



RAL 5017  
Traffic blue

### Stocked colors (additional price)



RAL 9010  
Pure white



RAL 1015  
Light ivory



RAL 7036  
Platinum  
grey



RAL 7024  
Graphite  
grey



RAL 9005  
Jet black



RAL 1004  
Golden  
yellow



RAL 3003  
Ruby red



RAL 3020  
Traffic red



RAL 5001  
Green blue



RAL 6025  
Fern green

### Stocked laminate colors (additional price)



W 450



ARAP 138



F 2296



406 Lucida



F 6466



F 7961



F 2770



F 6467



879 Lucida



F 6468



K 1834



F 7853



F 7884



F 1485



K 1238



K 3210

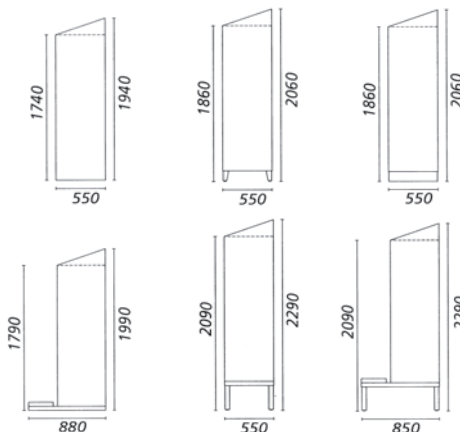
Other door variants, such as compact laminate, can be produced on request. It is possible to choose any other RAL or NCS colors at an additional price.

#### Abbreviations and dimensions

H: = Height, W: = Width, D. = Depth,  
mm = millimeter, Ø. = diameter.

Unless otherwise specified, all dimensions are in mm.

Reservations are made for printing/typing errors, obsolete items and deviations in product photos or specifications.

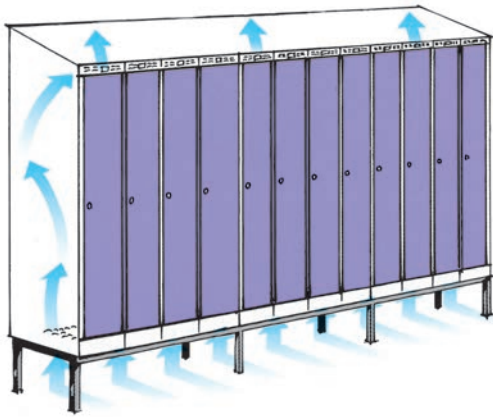


Model GDTS (sloping top) is 2 cm lower on the back edge and 5 cm less deep than GS.



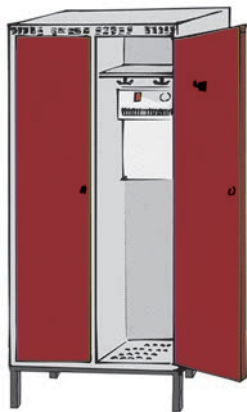


## VENTILATION SYSTEMS



### Blika standard ventilation

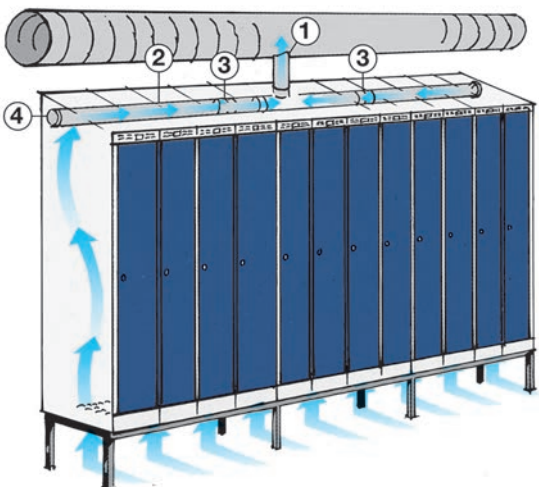
Blika lockers are ventilated with ordinary thermal ventilation. The air enters the locker through the perforated base and escape through the ventilation punching above the door. This eliminates moist and repellent smell from working clothes.



### Type A, Blika individual solution. Mechanical thermal drying

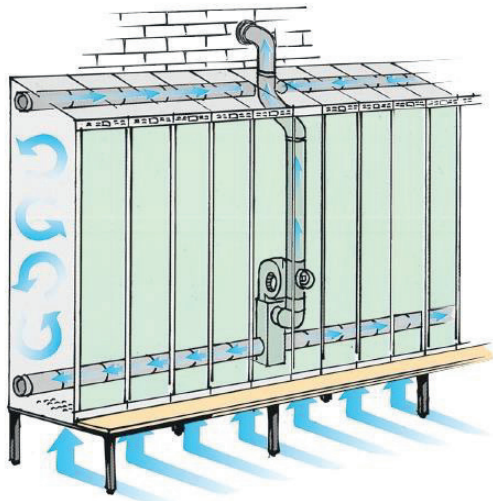
With the Blika drying element, which is an adjustable, moisture controlled hot-air blaster, quick and very efficient individual drying of even wet working clothes is achieved for small installation costs.

The energy consumption is also low as drying takes place only when certain moisture is reached inside the locker. The system is mounted in every single locker and is particularly suited where a smaller number of employees work outside or in wet rooms.



### Type B, Blika ventilation, external, mechanical ventilation

The ventilation pipes in the lockers are connected to the ventilation system in the building and thereby create an underpressure in the lockers. This secures that repellent smell from dirty and moist working clothes is eliminated. Blika lockers type GS, GDS and GDTS are prepared for mounting of this solution. Blika can supply all pipe variations that are needed up till the pipe system outlet from the locker. The customer informs us of where the lockers are erected and where the outlets are to be placed. Then we supply the necessary number of pipes with ventilation holes, connectors, endplates and tees. The air capacity of the ventilation system must be 33 m<sup>3</sup>/h per linear meter locker. The max reach is 3 meter on each side of the outlet.



**Type C, Blika mechanical drying ventilation. Re-circulation**  
 With stepless, variable re-circulation a larger drying effect and energy-efficient ventilation of the locker is achieved. This results in both better drying of the clothes and daily airing of the room. If extra and quicker drying effect is needed, the heating element is connected and the temperature of the circulation air is raised up to 23°. The ventilator parts blow a strong, pre-heated air through the pipe in the base of the lockers. The over-pressure is then sucked out of the locker through a pipe in the top. The main part of the air sucked out of the lockers is re-circulated and an adjustable amount of air is passed out via the ordinary airing system. To utilise the full effect of the solution the lockers should be mounted with a drying rack, shoe rack and extra hooks. This allows high drying efficiency for small operation costs.

## Technical data

	Type A	Type C
Electrical connection	220 V w/earth	220 V w/earth
Total efficiency	535 W	148/2820 W
Ventilation	25 W	148 W
Heat	500 W	2000 W
Capacity	100 m <sup>3</sup> /t	515 m <sup>3</sup> /t
Width	27,2 cm	20 cm
Height	56 cm	194 cm
Depth	9,5 cm	55 cm
Adjustable hygrostat control within 30-80 % RH	Yes	No
<b>Temperature area</b>		
Thermostat TCO protection against thermal overload	Yes	Yes
Other	Independent of ventilation system	Connect to ventilation system